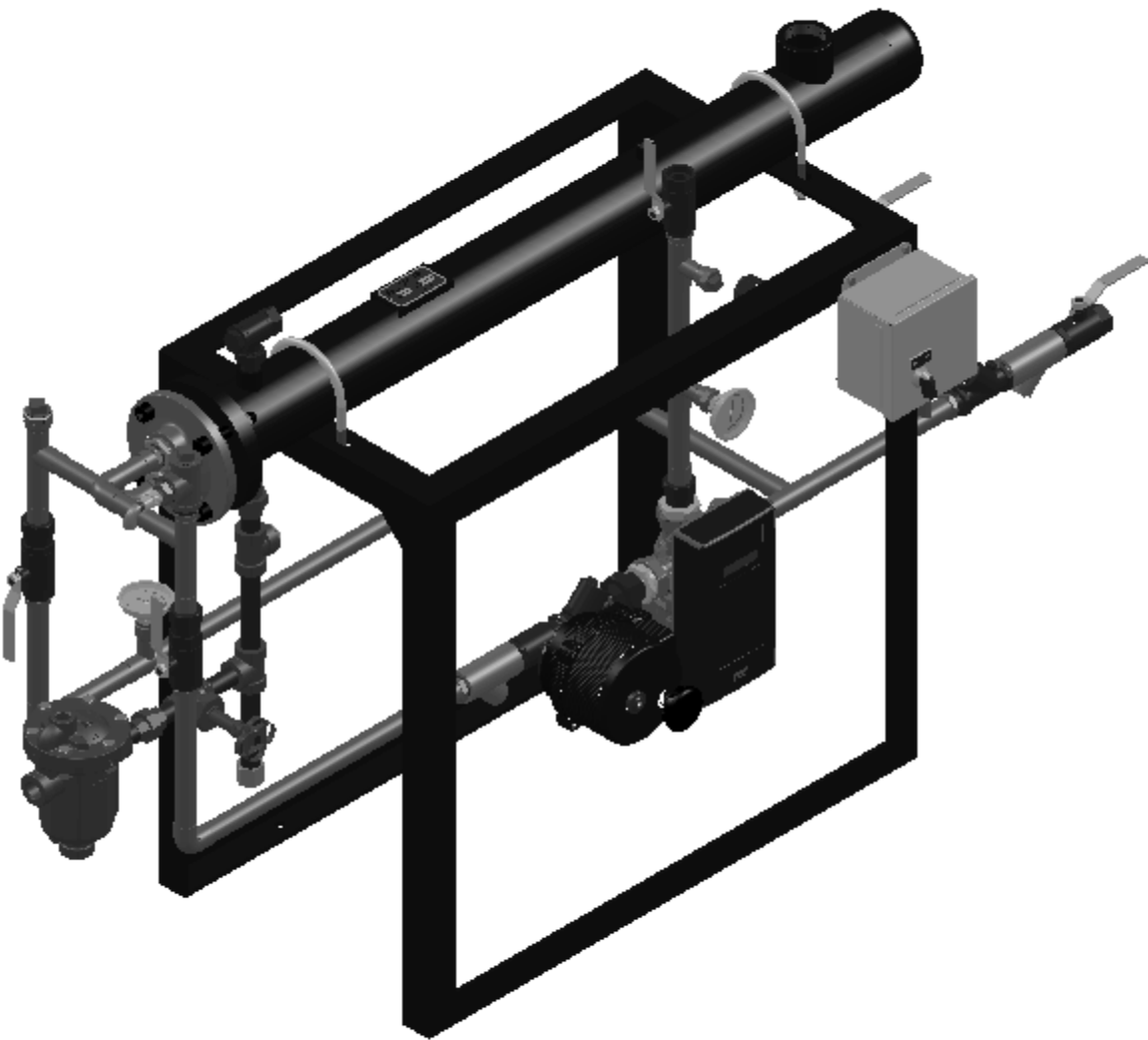
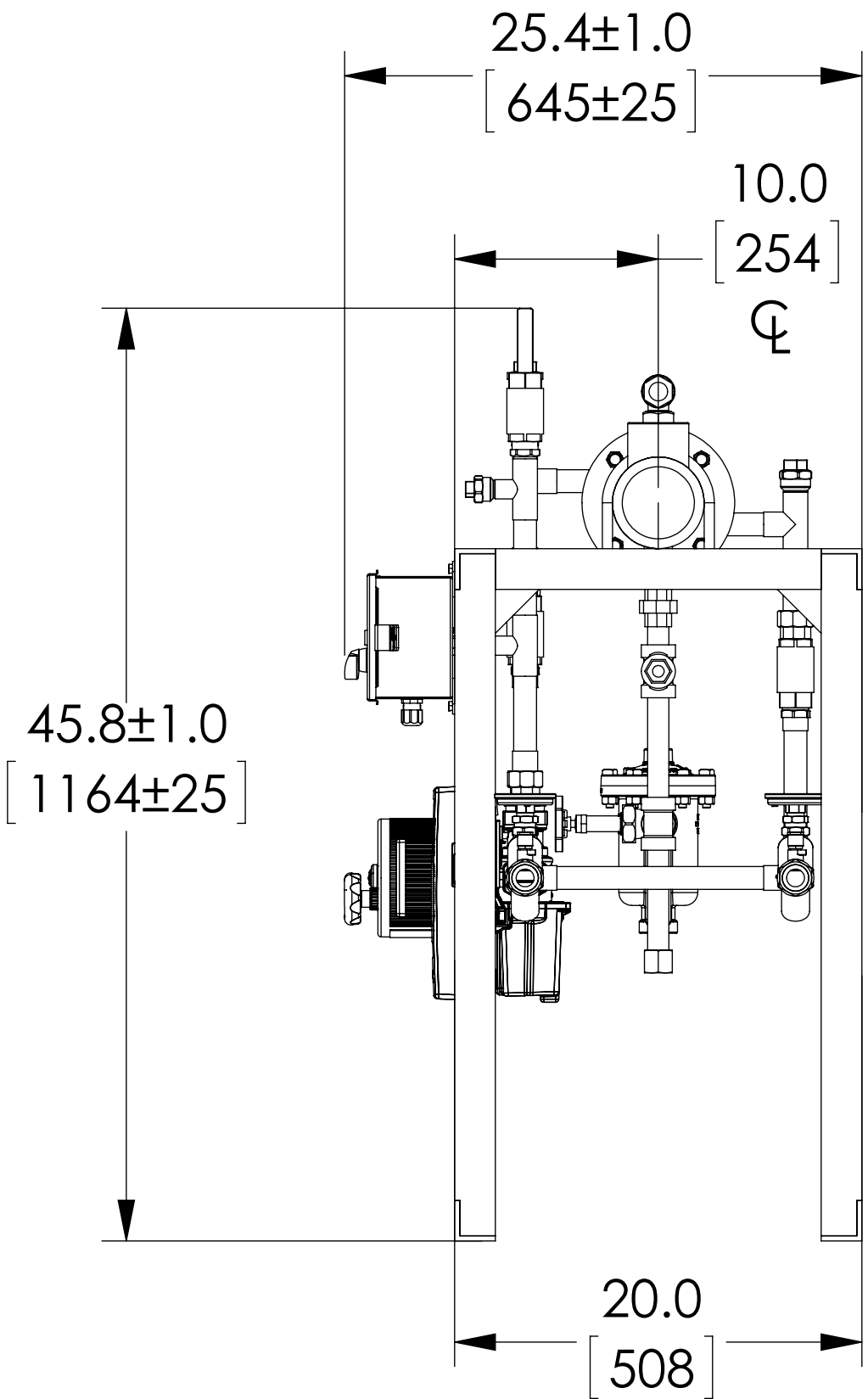
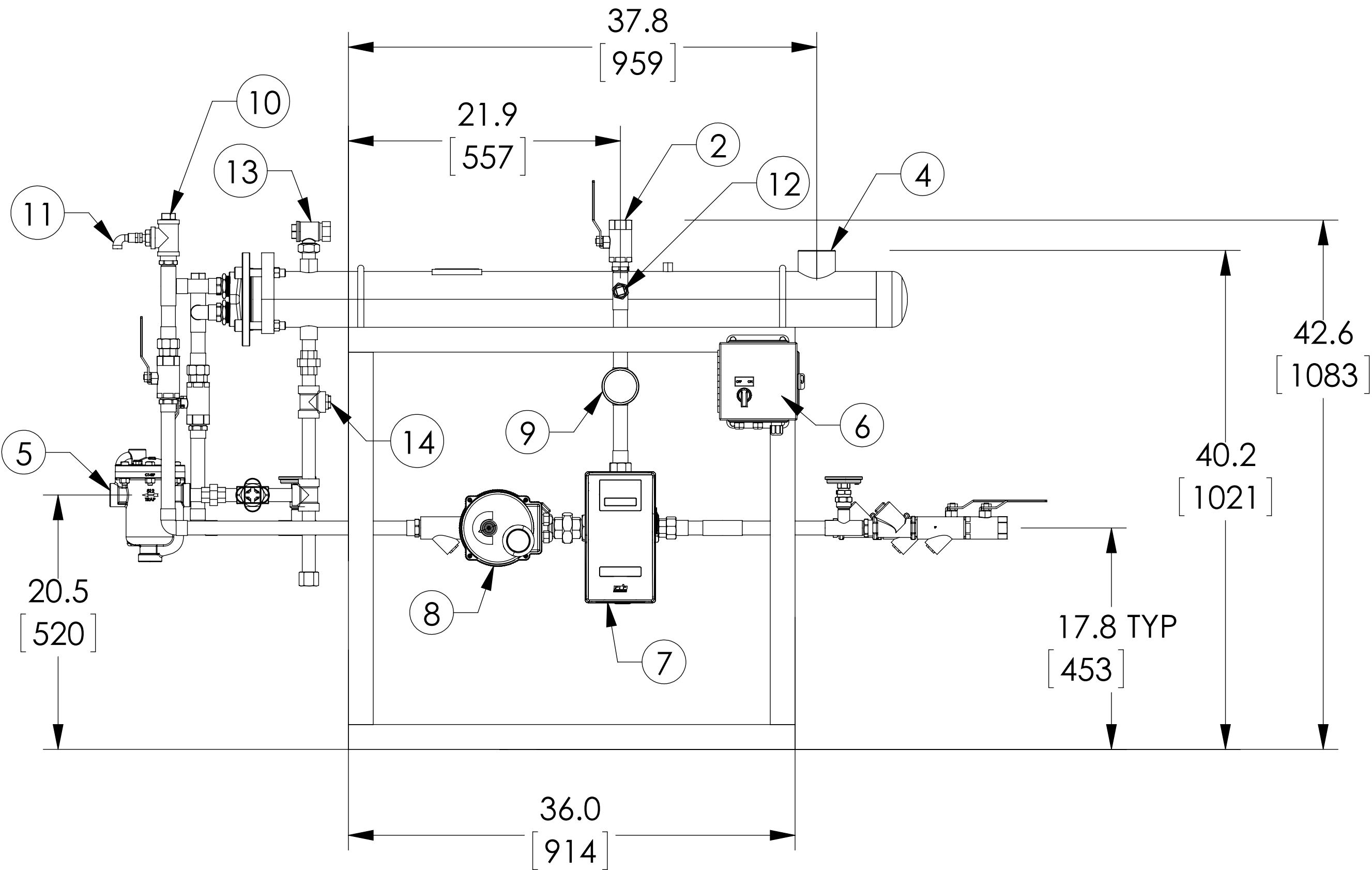
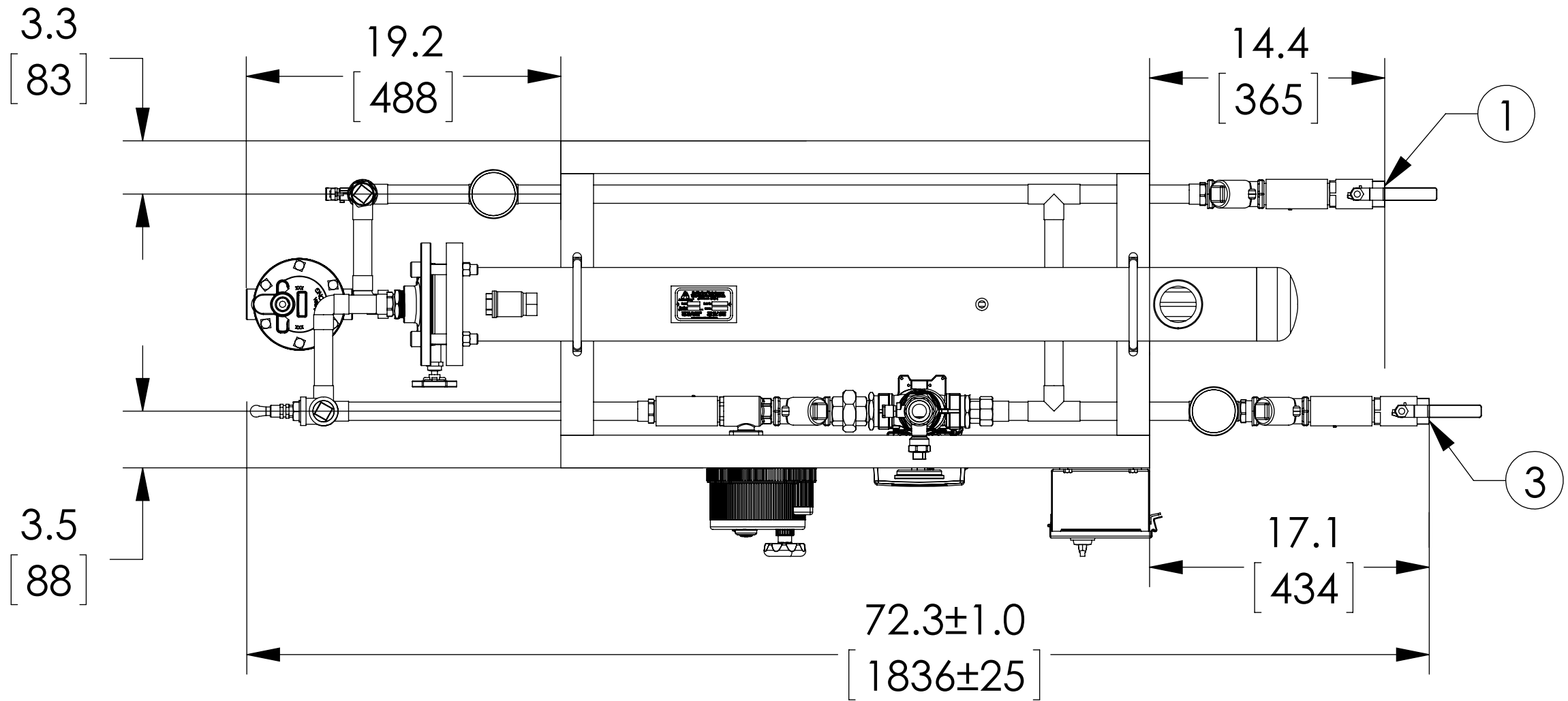


BY: _____ DATE: _____

- ☐ APPROVED, PROCEED WITH FABRICATION
- ☐ APPROVED AS NOTED, PROCEED WITH FABRICATION IN ACCORDANCE WITH COMMENTS
- ☐ DISAPPROVED, DO NOT FABRICATE



DIGITAL FLO STEAM/WATER SHELL & TUBE HEAT EXCHANGER SINGLE WALL



NOTE(S):

1. ALL DIMENSIONS +/- 0.5[13] UNLESS OTHERWISE SHOWN.
2. COMPLETE ASSEMBLY LEAD FREE COMPLIANT - THE WETTED SURFACE OF THIS PRODUCT CONTACTED BY CONSUMABLE WATER CONTAINS LESS THAN ONE QUARTER OF ONE PERCENT (0.25%) OF LEAD BY WEIGHT.
3. PACKAGE INCLUDES ALL REQUIRED INLET CHECK VALVES AND STRAINERS ON DOMESTIC SIDE.
4. DRV, SAFETY SHUT OFF AND ELECTRICAL PANEL ARE PREWIRED TO PROVIDE A SINGLE ELECTRICAL LANDING POINT AT THE PANEL.
5. ITEM #11 IS 1/4[6.4] PIPE TO DRAIN IF FACTORY PRESS RELIEF VALVE IS USED.

PROJECT NAME :

TAG :

ITEM	DESCRIPTION	CONNECTION
1	COLD WATER INLET	1" NPT
2	MIXED WATER OUTLET	1" NPT
3	RECIRC WATER INLET	1" NPT
4	STEAM INLET	2" NPT
5	CONDENSATE OUTLET	3/4" NPT 812 IB
6	ELECTRICAL PANEL	110VAC @ 0.7A
7	DRV40	1-1/2" NPT
8	N.C. ACTUATED BALL VALVE SAFETY SHUT OFF	1" NPT
9	THERMOMETER (3)	
10	CIP CONNECTION (2)	1" NPT
11	SRV(PRESSURE) PIPE TO DRAIN	1" NPT
12	SRV(CONNECTION FOR USER SUPPLIED T&P)	3/4" NPT
13	AIR VENT	3/4" NPT
14	VACUUM BREAKER	1/2" NPT
ITEM	MATERIAL	
PIPING	COPPER TYPE "L"	
EXCHANGER SHELL MATL.	CARBON STEEL	
EXCHANGER TUBE MATL.	ADMIRALTY BRASS	
	DRV SET POINT	85°F

DO NOT SCALE DRAWING	
TOLERANCES UNLESS OTHERWISE SPECIFIED	
DIMENSIONING ENGLISH [mm]	
FRACTIONAL ± 1/64	
ANGULAR: ± 2	
DECIMAL	.XXXX ± .0005
	.XXX ± .005
	.XX ± .015
	.X ± .3

	NAME	DATE
DRAWN	CFG	11/18/2013
RELEASED	SALES	

ARMSTRONG INTERNATIONAL		
Copyright © 2010 ARMSTRONG INTERNATIONAL, INC.		
DF41540 1 NPT CPR		
CONFIG# (C-118750)		
MATERIAL		SHEET 1 OF 1
	REV	DWG. D589672